

Smartphone & Tablet


Download Instructions

Step 1 // Download & Update

(1) Go to your App Store



(2) Search for Denver Metro Chamber Leadership Foundation



(3) Install and open the free application

Note: You may have to enter your Apple ID and password to complete the download.

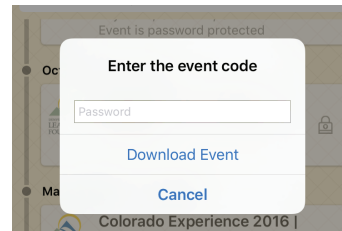
Step 2 // Get Started

(1) Tap the event you're attending

Note: To protect the privacy of the delegation, a password is required to download and launch the application.

(2) Enter the event code

Note: No spaces between words



(3) Download the event

The app will download and then open. It will be available even when you are not on a network.

Note: You may be asked about "Push Notifications." Please "Allow" them.

Step 3 // Use the App





(1) In the app, you will find important information about the event, including:



- Complete schedule
- Delegate info
- Maps
- Speaker bios
- Sponsor list
- Staff contacts

Note: Different devices may have different home screens.

(2) Get More Out of the App

-  Bookmark your favorites
-  Find your location on the map
-  Share photos
-  Join the conversation